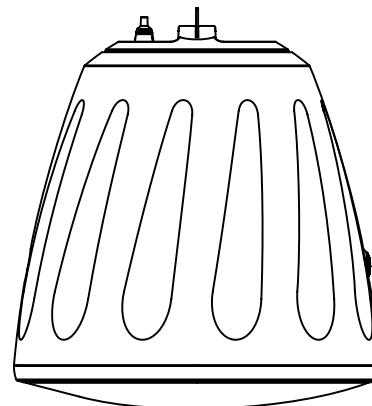


**RS1201I-SUPERT™ PRODUCT SPECIFICATIONS**

SYSTEM TYPE	12" Pendant, Ported Sub Woofer
IMPEDANCE (NOMINAL)	4 Ohm
SENSITIVITY dB @ 2.83V/1M	92.0 dB
SENSITIVITY dB @ 1W/1M (2)	90.0 dB
FREQUENCY RESPONSE (± 3 dB) (3)	39 Hz - 200 Hz
FREQUENCY RESPONSE (± 10 dB) (3)	32 Hz - 200 Hz
MAX PROGRAM POWER (4)	300W
MAX CONTINUOUS POWER RMS (5)	150W
MAX POWER SPL @ 1 M (6)	113.0 dB
TAP SELECTOR	2 Position Rotary Switch
70.7 VOLT TAP	138 W / 113 dB
100 VOLT TAP	276 W / 113 dB
4 OHM	200 W / 113 dB
TRANSDUCER - LOW FREQUENCY DRIVER	305 mm (12.0 in) treated fiber cone, treated cloth surround
LOW FREQUENCY VOICE COIL	50.8 mm (2.0 in)
ENCLOSURE ALIGNMENT	Ported
PORT AREA (TOTAL)	9677.4 sq mm (15 sq in)
PORT LENGTH	330.2 mm (13 in)
TUNING FREQUENCY	40 Hz
ENCLOSURE MATERIAL	Injection Molded ABS
GRILLE	Steel with powder-coat finish
INPUTS	Four-pin, 5.08 mm Euroblock
COLORS	Black or white (paintable)
HEIGHT (SM = HEIGHT)	579.1 mm (22.8 in.)
DIAMETER (SM = WIDTH)	528.3 mm (20.8 in.)
WEIGHT	15.9 kg (35.0 lbs.)
SHIPPING WEIGHT	20.4 kg (45 lbs.)
ACCESSORIES INCLUDED	Hanging hardware, Euroblock Connector and terminal weather-boot, main and safety cables w/ SpeedClamp™
ACCESSORIES OPTIONAL	Surface Mount Bracket (AC-HP-SM1290)
PACKAGING	1 per box
REGULATORY - UL	UL2239



**Description:** The RS1201i-SuperT™ is a 12-inch open-ceiling or surface-mount subwoofer tuned for maximum output and performance across the operating bandwidth. By incorporating a 12-inch treated fiber cone woofer and a treated cloth surround in a tuned and ported enclosure, this speaker delivers maximum low frequency response (32 Hz – 200 Hz, ± 10 dB, independently verified) and high SPL (113 dB). Mounting hardware includes high-quality UL listed cables and integrated SpeedClamp™ self-locking wire clamp for fast, easy and secure installation. For easy ordering, stocking and installation, the RS1201i includes a two-position tap switch for 70.7-, 100 volt and 4 ohm applications.

**Features:**

- One 12 inch (305 mm) treated fiber cone woofer and a treated cloth surround.
- Baffle-mounted, flared and tuned ports for maximum efficiency and frequency response.
- High-output (113 dB) and maximum efficiency with an accentuated 70 Hz peak to maximize listener's low-frequency experience.
- 150-watt, low insertion-loss transformer with an easy-access, two-position tap switch for 70.7-, 100 volt and 4 ohm applications.
- Weatherized components including powder-coated steel grille, hanging hardware and a durable ABS enclosure for indoor/outdoor applications.
- Includes UL listed hanging hardware with high-quality cables and integrated SpeedClamp™ self-locking wire clamp for fast, easy and secure installation.
- Hanging hardware is UL 2239-approved.
- High-quality black or white painted finish.
- Included accessories: hanging hardware, Euroblock connector, terminal weather boot.
- Optional accessories: surface-mount bracket (AC-RS-SM8).

**Applications:** The RS1201i-SuperT™ is an indoor/outdoor, background to foreground subwoofer for installations where high quality, true bass response and rapid installation are critical variables. Aerobic rooms, retail, restaurants, nightclubs, bars, theme parks, arenas, ballrooms and churches are all ideal fits for the RS1201i-SuperT. Because overall system design is a critical component of subwoofer integration, SoundTube engineering recommends incorporating a DSP system with an active crossover to maximize subwoofer integration and overall system performance. Tuning the system based on room acoustics and loudspeaker selection will result in smooth response and reduced subwoofer localization. For system engineering assistance, contact SoundTube at [engineering@soundtube.com](mailto:engineering@soundtube.com) or by calling 800-647-8823 (international: +1-435-647-9555).

**Patented SoundTube Technologies:** SoundTube Entertainment and MSE Audio Group constantly develop new technologies that enhance audio product performance. SoundTube Entertainment innovations are protected by multiple U.S. and international patents, which explicitly cover SoundTube dispersion, enclosure and dome technologies. MSE Audio Group actively defends its patents in order to protect SoundTube resellers and end users.

**Technical Data and Specification Tools:** SoundTube Entertainment strives to provide complete and effective technical information and data to dealers, engineers and designers. All data is available from SoundTube Entertainment or at [www.soundtube.com](http://www.soundtube.com).

- Technical data and downloads include:
- EASE™ data – 3-D polar plots.
- EASE™ Address – 2-D modeling for distributed systems
- Autodesk® Revit® software
- Tech Sheets – Technical information and architectural specs for system engineers
- SoundTubeSPEC™ – Proprietary speaker placement software

**Data Acquisition and Verification:** All data for SoundTube speakers are independently collected from and verified by NWA Labs ([www.nwaalabs.com](http://www.nwaalabs.com)) using their proprietary MACH testing system. All data is collected and analyzed according to ASTM, ISO and AES standards using EASRA, TEF and MLSSA. Full balloon data including both phase and magnitude are compiled into a variety of formats including EASE 4.x, GLL and CLF.

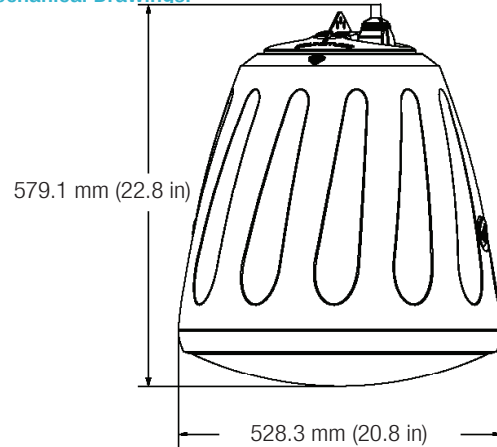
**Architectural Specifications:** The subwoofer shall consist of one 305 mm (12 in.) low-frequency transducer installed in a ported enclosure. The transducer shall have a treated fiber cone woofer and a treated cloth surround. Performance specifications of a typical production unit shall be as follows: Usable frequency range shall extend from 32 Hz - 200 Hz ( $\pm 10$  dB, independently verified.) Maximum continuous output at 1 meter shall be at least 113 dB. The subwoofer shall be usable at 70.7/100 volts and 4 ohm with selectable tap settings up to 150 watts or transformer bypass position. Rated power capacity of the components and network shall be at least 150 watts continuous RMS and conform to EIA-426-B testing. The enclosure shall be constructed of injection-molded, glass-reinforced ABS. The grille shall be constructed of powder-coated steel. Installation for the subwoofer shall be by UL listed, galvanized steel cable affixed to the speaker chassis via an integrated hook assembly. For safety redundancy, a secondary hanging cable shall be included and attach to the speaker chassis. The external wiring input connector shall be a four-pin, 5.08 mm Euroblock for 4-ohm or distributed systems and shall accept from 10–22-gauge wire. The unit shall be factory preset to 150 watts in the 70.7-volt operating mode with a tap switch located on the front baffle. The enclosure shall be constructed of injection-molded, glass-reinforced ABS. The grille shall be constructed of powdercoated steel for lasting performance in the elements. Overall cabinet dimensions shall be no more than 579.1 mm (22.8 in.) in height by 528.3 mm (20.8 in.) in diameter. The subwoofer shall include hanging hardware, Euroblock connector and weather-resistant terminal boot. The system shall

be the SoundTube RS1201i-SuperT™ for low- and high-impedance applications.

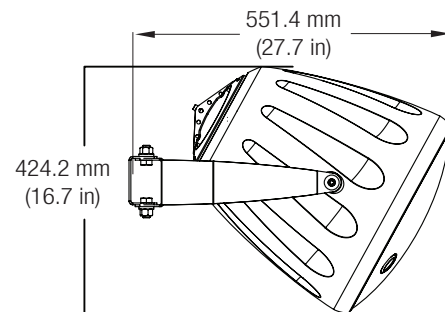
#### SoundTube®

10661 Rene St  
Lenexa, KS 66215  
Phone: 913.663.5600  
Fax: 913.663.3200  
Toll Free: 855.663.5600  
[www.soundtube.com](http://www.soundtube.com)

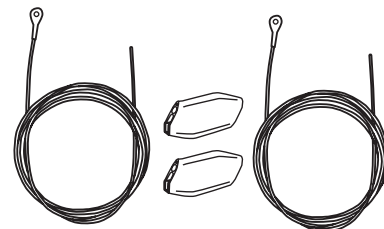
#### Mechanical Drawings:



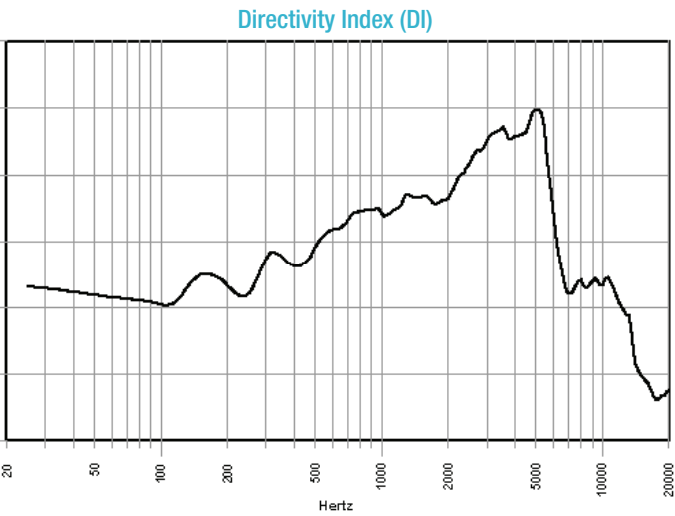
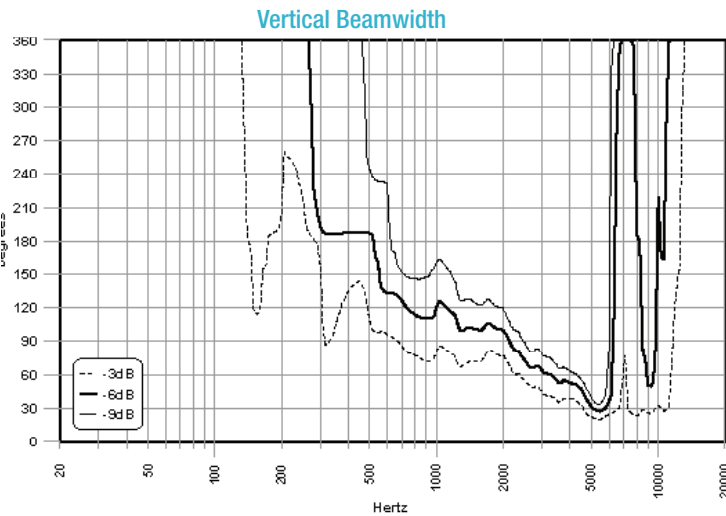
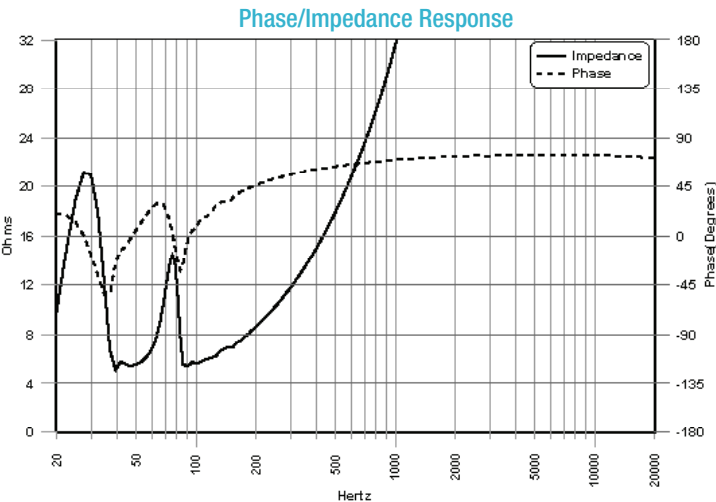
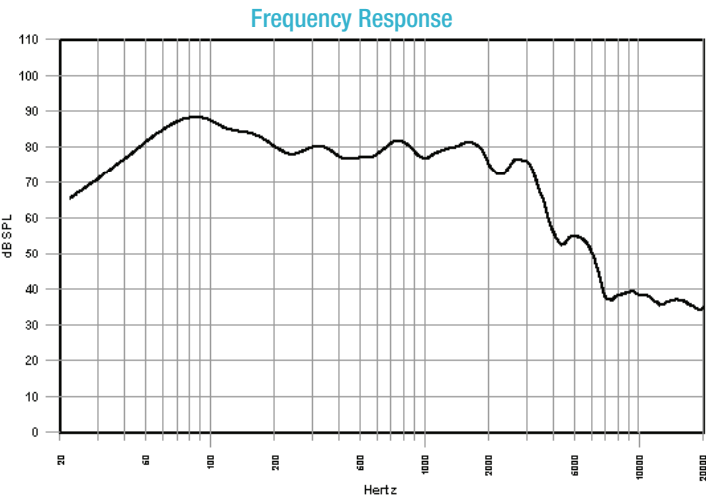
#### Optional Accessories: Surface-Mount Bracket (AC-RS-SM8)



**Included Accessories: Hanging Hardware: Main & Safety Cables w/ SpeedClamp™.** SoundTube's hanging cable kit incorporates hanging and safety cables and SpeedClamp™ self-locking cable clamps for an integrated and easy-to-install system. Hanging and safety cables are infinitely adjustable to 2.74 m (9.0 ft).



Graphs & Plots:



Polar Plots:

