

# CM1001d-T

In-Ceiling Subwoofer

**SOUNDTUBE**  
ENTERTAINMENT



## Specifications: CM1001d-T

## Mounting hardware included

Nominal Impedance	4 ohm
Impedance (min)	5.3 ohm
Sensitivity dB @ 2.83V/1M	92.0dB
Sensitivity dB @ 1W/1M (2)	89.0dB
Frequency Response ( $\pm 3$ dB)	55 Hz - 118 Hz
Frequency Response ( $\pm 10$ dB)	41 Hz - 224 Hz
Max. Program Power	300W
Max. Continuous Power RMS	150W
Max. Power SPL @ 1 M	111.0dB
Tap Selector	5 Position rotary switch with transformer bypass
70.7 Volt Transformer Taps	150w / 111.0dB
100 Volt Transformer Taps (dB)	150w / 111.0dB
25 Volt Transformer Taps (dB)	19w / 102.0dB
Transformer Options	25 / 70.7 / 100 Volt 4 Ohm direct
Transducer - Low Frequency Driver	10" Polypropylene Cone w/ Butyl Rubber Surround
Network Type: Low Pass	6dB per octave, 1st order
Angle	N/A
Colors	Black or white
Inputs	4 Pin, 5.08 mm Euroblock for individual or daisy chain connection
Backcan Diameter	296.7 mm / 11.7 in
Backcan Height	316.5 mm / 12.5 in
Visible Diameter	374.9 mm / 14.75 in
Visible Height	27.4 mm / 1.1 in
Mounting Hole Diameter	323.9 mm / 12.75 in
Weight	12.3 kg / 27.1 lb
Shipping Weight	14.5 kg / 32.0 lb
Accessories Included	Tile Bridge (AC-CM8-TB), Suspension Cable and Hardware
Packaging	1 per box
Regulatory - UL	Approved 1480 & 2043
Regulatory - CE	approved
Regulatory - RoHS	approved

---

# CM1001d-T

In-Ceiling Subwoofer

**SOUNDTUBE**  
ENTERTAINMENT

---

## Specifications: CM1001d-T

Regulatory - IP

## Mounting hardware included

not planned

# CM1001d-T In-Ceiling Subwoofer



## Key Features

- One 10 inch (254 mm) polypropylene cone with a butyl rubber surround on a reinforced ABS baffle.
- High output (111 dB SPL) and maximum efficiency with an accentuated 70 Hz peak to maximize listener's low-frequency experience.
- Extra-large SoundTube-specific 12.9 liter steel DeepCan (12.46-inch depth) for quality bass response.
- Rapid-installation, blind-mount, fixedwing mounting mechanism with constanttension design affixing to ceiling thicknesses ranging from 0.25 inch (6.4 mm) to 1.91 inch (48.5 mm).
- Easy-access five-position tap switch for 25/70.7/100-volt and transformer bypass position.
- Steel grille with protective powder-coated finish for lasting durability plus a tool-free strap for easy installation.
- Baffle-mounted, flared and tuned port for maximum efficiency and frequency response.
- UL 1480 (UEAY) and 2043, CE (EMC Directive 89/366/EEC, EN55020, EN55013) approved.
- High-quality black or white painted finish. Custom colors available.
- Included accessories: Color-coded (purple) tile bridge, grille, UL-rated cover plate, fourpin Euroblock, paint shield and restraint cable.
- Optional accessories: Color-coded (purple) pre-construction bracket (AC-CM8-PCB), junction box (AC-CMi-JBOX)

## Description

One 10 inch polypropylene cone with a butyl rubber surround on a reinforced ABS baffle. High output and maximum efficiency with an accentuated 70 Hz peak to maximize listener's low-frequency experience. Extra-large SoundTube-specific 12.9 liter steel deep can for quality bass response. Rapid-installation, blind-mount, fixed-wing mounting mechanism with constant-tension design affixing to ceiling thicknesses ranging from 0.25 inch (6.4 mm) to 1.91 inch (48.5 mm). Easy-access five-position tap switch for 25-, 70.7-, 100-volt and transformer bypass position. Steel grille with protective powder-coated finish for lasting durability plus a tool-free strap for easy installation. Baffle-mounted, flared and tuned port for maximum efficiency and frequency response. UL 1480 (UEAY) and 2043, CE (EMC Directive 89/366/EEC, EN55020, EN55013) approved. Included accessories: Color-coded (purple) tile bridge, grille, UL-rated cover plate, four-pin Euroblock, paint shield and restraint cable.

## Applications

The CM1001d-T is a background to foreground subwoofer for installations where high quality, true bass response and rapid installation are critical variables. Aerobic rooms, retail, restaurants, nightclubs, hotels, bars, theme parks, arenas, ballrooms and churches are all ideal fits for the CM1001d-T. Because overall system design is a critical component of subwoofer integration, SoundTube recommends incorporating a DSP system with an active crossover to maximize the subwoofer integration and overall system performance. Tuning the system based on room acoustics and loudspeaker selection will result in smooth response and reduced subwoofer localization.

## Patented SoundTube Technologies

SoundTube Entertainment and the MSE Audio Group constantly develop new technologies which enhance audio product performance. SoundTube Entertainment innovations are protected by multiple U.S. and international patents, which explicitly cover SoundTube dome, enclosure and dispersion technologies. The MSE Audio Group actively defends its patents in order to protect SoundTube resellers and end-users

## Patented SoundTube Technologies

SoundTube and MSE Audio Group constantly develop new technologies that enhance audio product performance. SoundTube innovations are protected by multiple U.S.

and international patents, which explicitly cover SoundTube dispersion, enclosure and dome technologies. MSE Audio Group actively defends its patents in order to protect SoundTube resellers and end users.

## Technical Data and Specification Tools

### Technical Data

SoundTube Entertainment strives to provide complete and effective technical information and data to dealers, engineers and designers. All data are available from SoundTube Entertainment or at [www.soundtube.com](http://www.soundtube.com). Technical data and downloads include: EASE™ data - 3-D polar plots. EASE™ Address - 2-D modeling for distributed systems Autodesk® Revit® software Tech Sheets - Technical information and architectural specs for system engineers SoundTubeSPEC™ - Proprietary speaker placement software

### Data Acquisition and Verification

All data for SoundTube speakers are independently collected from and verified by NWA Labs ([www.nwaalabs.com](http://www.nwaalabs.com)) using their proprietary MACH testing system. All data are collected and analyzed according to ASTM, ISO and AES standards using EASRA, TEF and MLSSA. Full balloon data including both phase and magnitude are compiled into a variety of formats including EASE 4.x, GLL and CLF.

## Architectural Specifications

The subwoofer shall consist of one 254mm (10 in.) low-frequency transducer installed in a 12.9-liter ported enclosure. The transducer shall have a polypropylene cone with a butyl rubber surround. The speaker shall include a 150-watt transformer. Performance specifications of a typical production unit shall be as follows: Usable frequency range shall extend from 41 Hz - 224 Hz, -10 dB. Maximum continuous output at 1 meter shall be at least 111 dB. The CM1001d-T subwoofer shall include a selectable 25-, 70.7-, 100-volt tap switch and transformer bypass position. Rated power capacity of the components and network shall be at least 150 watts continuous RMS and conform to EIA-426-B testing. The backcan shall be constructed of galvanized steel with a UL 94 V(0) flame-rated ABS baffle. The grille shall be constructed of powder-coated steel. Packaged complete with UL-rated conduit cover plate, colorcoded tile bridge (to match color-coded backcan label), grille, and paint shield, the integrated in-ceiling subwoofer is engineered for high performance and rapid installation in plenum spaces. The speaker incorporates a secondary attachment point for added security, or code satisfaction where required. Installation for the speaker shall be by two-screw, blind-mount, constant-tension, fixed-winged assembly and shall attach to ceiling thicknesses ranging from 6.4 mm (0.25 in.) to 48.5 mm (1.91 in.). The external wiring input connector shall be a four-pin, 5.08 mm Euroblock for 4 ohm or distributed systems and shall accept from 10 - 22-gauge wire. The unit is factory preset to the 150-watt setting in the 70.7-volt operating mode. with a tap switch located on the front baffle. The system shall be the SoundTube CM1001d-T for low- and high-impedance applications.

## SoundTube

8005 W. 110th St. | Suite 208  
Overland Park, KS 66210  
Phone 9136635600  
Fax 8556635600  
Toll Free 8556635600  
<https://soundtube.mseaudio.com>  
All SoundTube products come with a 5-year limited warranty.

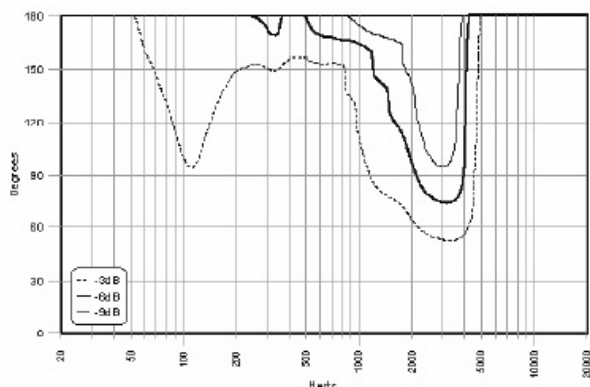
# CM1001d-T

In-Ceiling Subwoofer

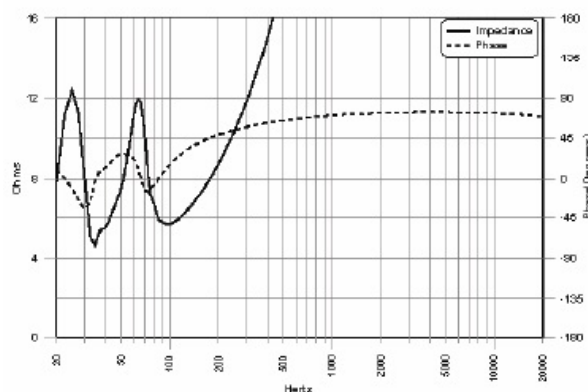
**SOUNDTUBE**  
ENTERTAINMENT

## Graphs and Plots

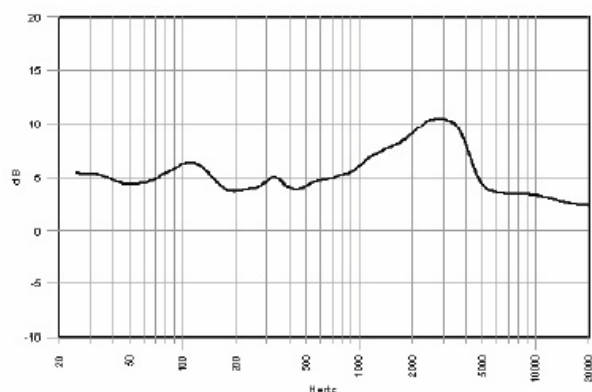
Vertical Beamwidth



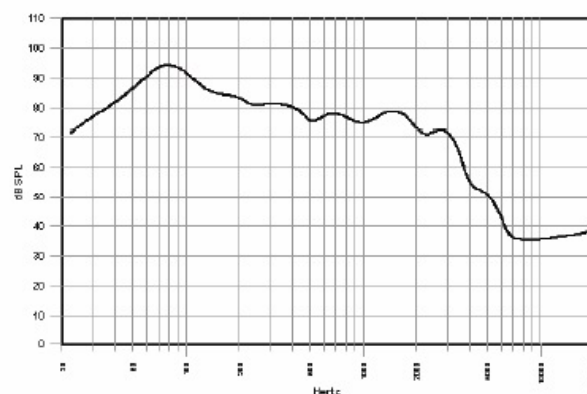
Phase / Impedance Response



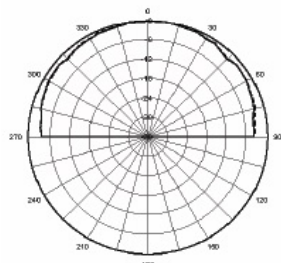
Directivity Index



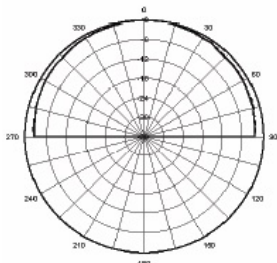
Frequency Response



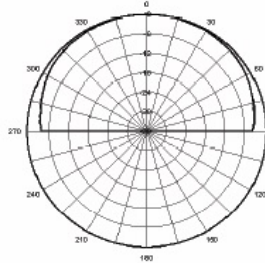
**40hz**



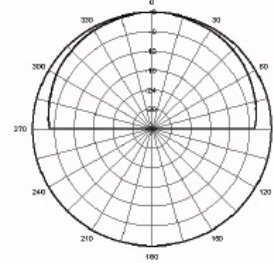
**50hz**



**63hz**



**63hz**



**100hz**

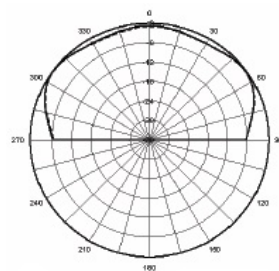
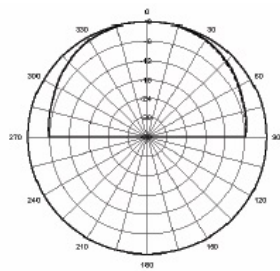
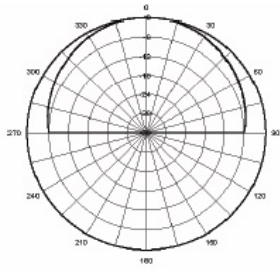
**125hz**

**250hz**

# CM1001d-T

In-Ceiling Subwoofer

**SOUNDTUBE**  
ENTERTAINMENT

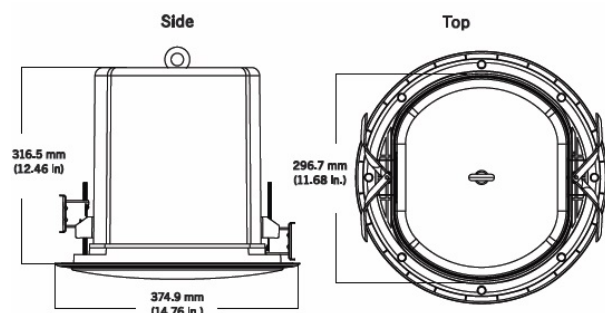


# CM1001d-T

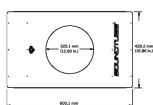
In-Ceiling Subwoofer

**SOUNDTUBE**  
ENTERTAINMENT

## Mechanical Drawings



## Included Accessories



**Tile Bridge (AC-CM8-TB)**



**Suspension Cable and Hardware**

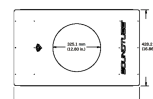
## Optional Accessories



**Junction Box (AC-CMi-JBOX)**  
**Low-Profile Flangeless Grille (GRL-6/8-FLG-BK/WH)**



**Pre-Construction Bracket (AC-CM8-PCB)**



**Tile Bridge (AC-CM8-TB)**