

DX-IC4

**TWO-WAY 4.5-INCH HIGH EFFICIENCY
CEILING MOUNT LOUDSPEAKER**



APPLICATIONS

Conference Rooms · Houses of Worship
Theaters · Sports Facilities · Health Clubs
Convention Centers · Auditoriums
Malls · Airports

DESCRIPTION

The smallest member of the Desono's DX ceiling loudspeakers, the DX-IC4 possesses the advanced features of its larger siblings with performance that belies its small size. Suitable for paging, background music, or to augment larger systems, the DX-IC4 is a versatile performer. It installs quickly and provides exceptionally uniform coverage with excellent sonic properties.

Uniform voicing among the Desono DX product family makes for an easy match to the other models in the series, while a host of design innovations set the DX-IC4 apart from other products in its size and price range. Featuring genuine coaxial design with separate magnets for the LF and HF drivers, the DX-IC4 exhibits reduced distortion and industry-leading sensitivity permitting 3 dB to 6 dB greater output level, while requiring half the amplification power of competing products.

Patent-pending SpringLock™ clamps allow single-handed placement to speed installation and reduce labor time. The SpringLock spring-loaded clamps support the back can on the included tile rails and snap-on C-ring, so that the installer no longer needs to hold the can against the tile while tightening the clamps.

The front-face wattage selector switch enables quick adjustment of 70V/100V tap levels. A variety of installation accessories are available to accommodate different ceiling materials. Typical applications include paging, background music, and to augment larger models in many venues.

FEATURES

- High intelligibility with exceptional uniform coverage
- Fast installation with SpringLock™ mounting clamps
- Consistent, wide dispersion up to 16 kHz
- Attractive edgeless magnetic grille design
- Conduit knock-outs on the input cover meet plenum air space handling requirements

TECHNICAL SPECIFICATIONS¹

Operating Mode	Passive with DSP		
Operating Environment	Indoor		
Operating Range (-10dB) ²	62 Hz to 18.5 kHz		
Nominal Beamwidth (H x V)	130°, conical		
Transducers	LF 1 x 4.5" (114 mm) HF 1 x 0.75" (19mm) exit compression driver		
Sensitivity ³	91dB (2.83 V)		91dB (1W at rated impedance 8 Ω)
Nominal Continuous Power Handling ⁴	Passive	22 V (60W @ 8Ω)	
Nominal Maximum SPL ⁵	Passive	Peak 115dB	Continuous 109dB
Autoformer	70V: 30 W, 15 W, 7.5 W, 3.75 W; 100V: 30 W, 15 W, 7.5 W		
Recommended Amplifiers	Passive	60W - 120W @ 8Ω, (22V - 31V)	
Crossover Frequency	2 kHz		
Required Accessory	62 Hz Electronic high pass filter		

PHYSICAL

Input Connection	4-position Euroblock connector
Controls	Front-face wattage / low impedance selector switch
Mounting Provisions	2 SpringLock mounting clamps with 3-inch grip range
Certifications	ETL listed to comply with UL1480, UL2043 and CSA62368-1 Suitable for use in air handling spaces per NFPA 70 and NFPA 90
Dimensions W x D	258 mm x 172 mm (10.16" x 6.76")
Weight	TBD
Finish	Refer to the Technical Drawing (page 2)
Accessories (included)	C-Ring supporting plate, tile support bridge rails, grille, paint mask, cut-out template, flat screwdriver
Model	DX-IC4-W - loudspeaker with White grille

OPTIONS

Accessories	New Construction Brackets (SPA-NC300) Trim Rings (SPA-TR300) Black Grilles (SPA-GRB200) High Humidity Grilles (SPA-GHH200) 48" Tile Rails (SPA-RAIL48) Plenum-rated Dual-RJ45 Adapter (SPA-CCA200)
-------------	---

Biamp strives to improve its products on a continual basis. Specifications are therefore subject to change without notice.

DX-IC4 TWO-WAY 4.5-INCH HIGH EFFICIENCY CEILING MOUNT LOUDSPEAKER

TECHNICAL DRAWING / DIMENSIONS / FINISH

W (bezel diameter) x D
258 mm x 172 mm
(10.16" x 6.76")

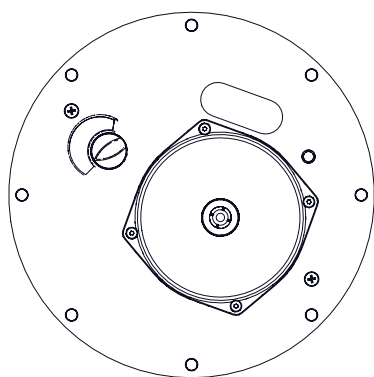
Cutout Diameter
222 mm (8.75")

Unit Weight
TBD

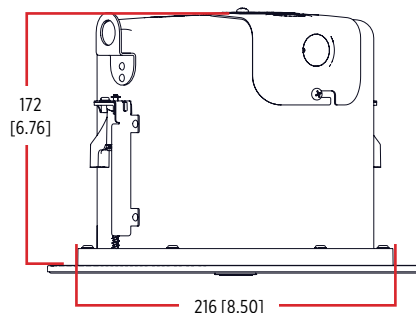
Shipping Weight
TBD (shipped in pairs)

Grille:
Powder-coated perforated steel
backed with color-matched woven
fabric with safety line. White finish.

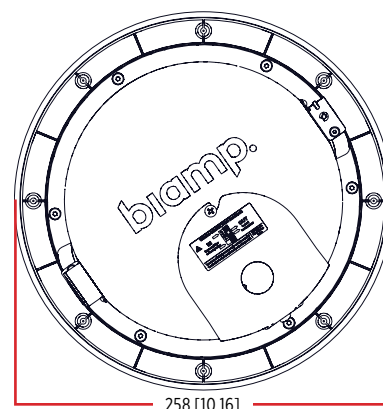
Enclosure / Finish
Back Can: Black, Matte finish Steel
Face: Reflex loaded UL 94V-0 rated ABS
plastic, paintable Black finish.



Front (no grille)



Side



Top

NOTES

- 1. TECHNICAL SPECIFICATIONS** All measurements are taken indoor using a time- windowed and processed signal to eliminate room effects, approximating an anechoic environment at a distance of at least 6.0 m. All acoustic specifications are rounded to the nearest whole number. An external DSP using settings provided by Biamp is required to achieve the specified performance; further performance gains can be realized using the FIR loudspeaker optimization presets available in Biamp's Amplified Loudspeaker Controllers (ALCs).
- 2. OPERATING RANGE** The frequency range over which the on-axis processed response remains within 10 dB of the average SPL.
- 3. SENSITIVITY** The broadband SPL of the loudspeaker when pink noise is applied (band limited to the loudspeaker's Operating Range) at an input voltage of 2.83 V, in accordance with IEC 60268-5. Also listed for a voltage that would produce 1 watt into the nominal impedance. Measured in whole space with no external processing applied, except where indicated.
- 4. CONTINUOUS POWER HANDLING** The maximum continuous input voltage at the stated nominal impedance that the system can withstand, without damage, for a period of 2 hours using an IEC 60268-5 defined spectrum with recommended signal processing and protection filters.
- 5. NOMINAL MAXIMUM SPL** The SPL produced when an IEC 60268-5 signal is applied to the equalized loudspeaker system, at a level which drives at least one subsection to its rated continuous input voltage limit, referenced to a distance of 1 meter. The peak SPL represents the 2:1 (6 dB) crest factor of the IEC 60268-5 test signal.