



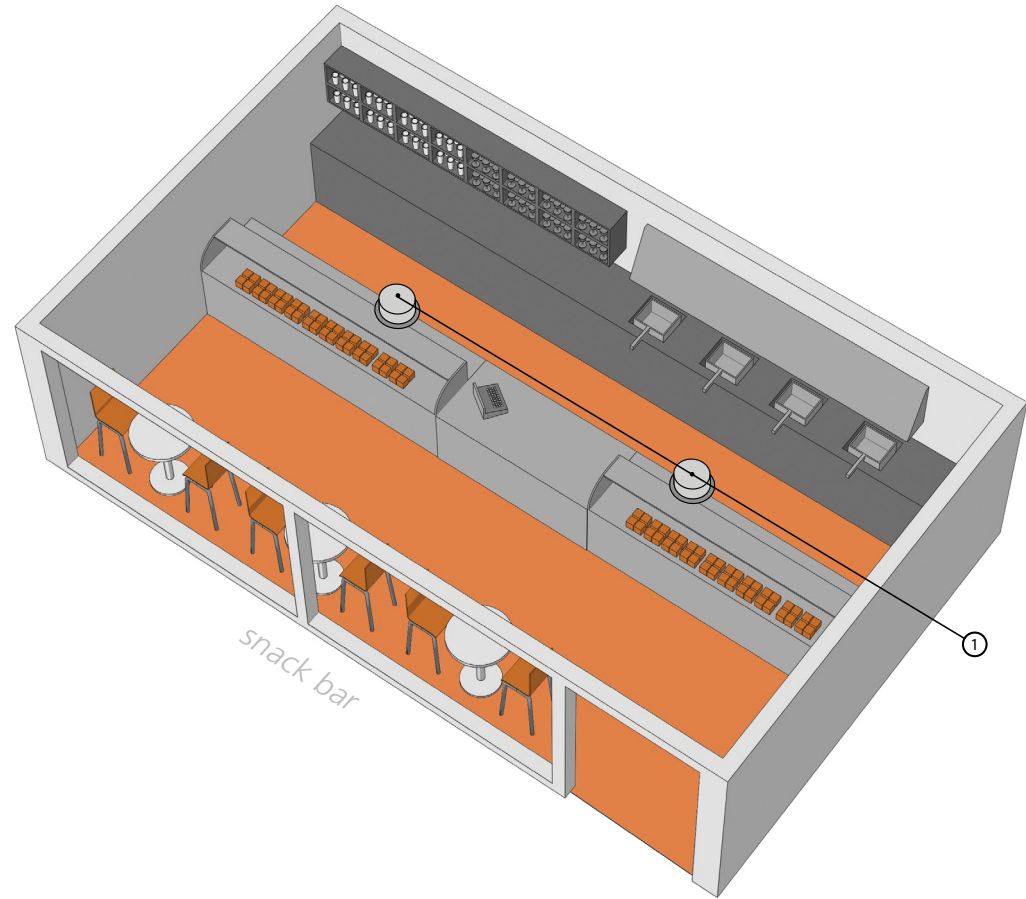
BUILT-IN





Snack bar  
Area: 40 m<sup>2</sup> - 70 m<sup>2</sup>

# 01 CUSTOMER REQUESTS

- ≡ Quality background music system
- ≡ Radio, CD and MP3 player
- ≡ Appealing & trendy atmosphere
- ≡ Good sound quality needed but should not be too loud
- ≡ Stylish and inconspicuous ceiling speakers

# 02 FLOOR PLAN SNACK BAR



	CM30DTD speaker
	Cable type F
	Cable type K
	2-core speaker cable

## Foodservice & hospitality

Pita bar, Fish & chips, Take-away, ...

Is your project larger than the snack bar in this example?

Check the other case studies in the corporate section of this book or contact your Apart dealer. He will help you to work out a project that exactly fits your clients requirements.

# 03 SPEAKER CHOICE

ZONE	SURFACE (m <sup>2</sup> )	SPEAKERS	POWER SETTING	COLOUR
snack bar	50 m <sup>2</sup>	2 x CM30DTD	30 watts	

# 05 SHOPPING LIST



**CM30DTD**  
4.25" ceiling speaker **2x**

**PCR3000RMKIII**  
DAB-FM tuner & CD-audio/MP3 via USB-key or SD slot **1x**

**MA60**  
70/100 V mixing amplifier **1x**

**CABLE TYPE F**  
RCA - RCA cinch stereo **2x**

**CABLE TYPE K**  
RCA - mini-jack **1x**

**SPEAKER CABLE**  
2-core 1.5 mm<sup>2</sup> **...m**

# 04 ELECTRONICS CHOICE

The maximum power consumption of this installation - **130 watts**

